

INSTRUCTIONS FOR EUCHARISTIC MINISTERS AT ST. PIUS X PARISH

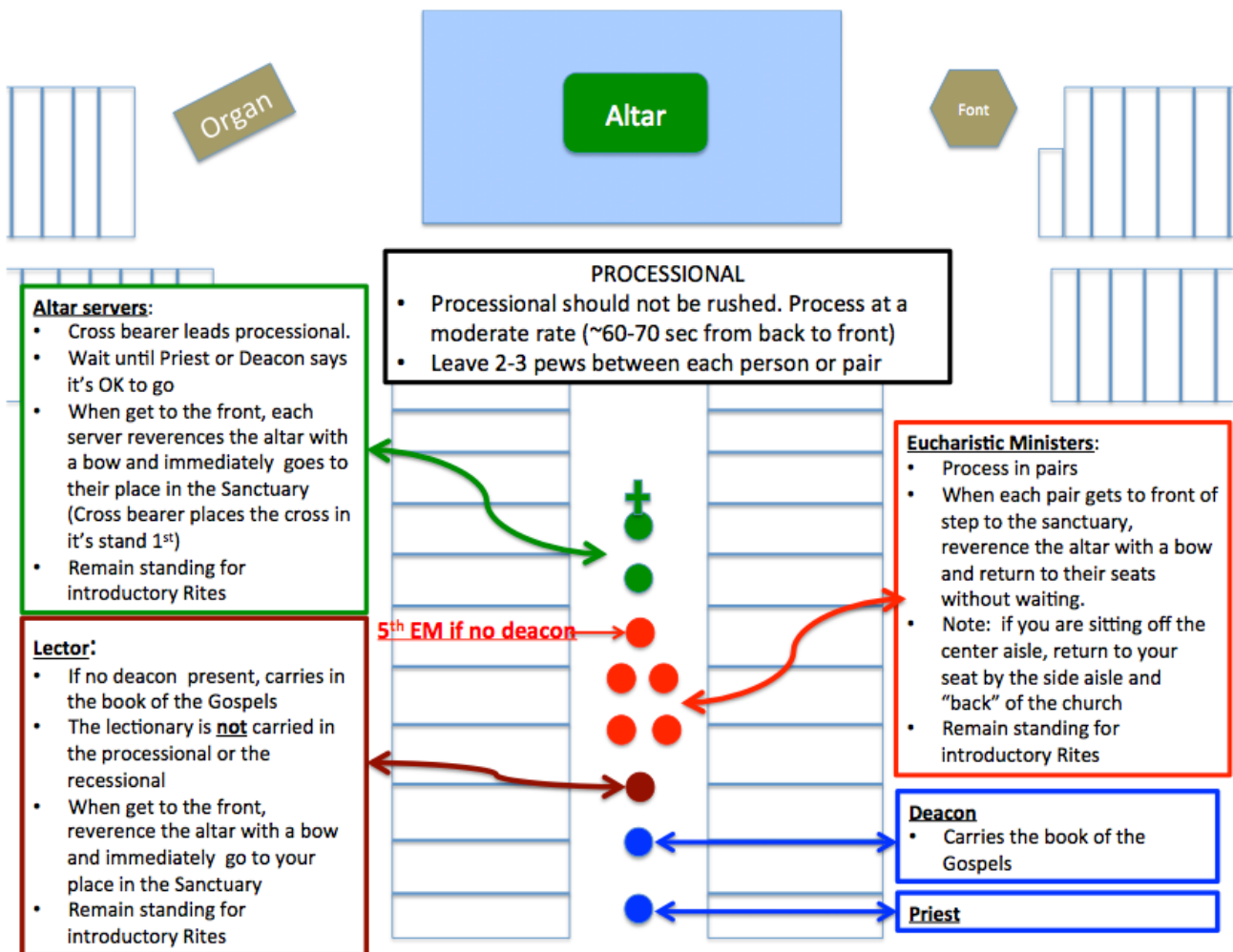


Before Mass

1. Please arrive **twenty minutes** before Mass begins.
 - If you cannot serve at your assigned Mass, please find a substitute.
 - Remember to put on the Eucharistic Minister medallion found in the top drawer of the cupboard.
2. Unlock the left side cupboard door.
 - The key should be next to the medallions and should be returned there after Mass.
 - The cupboard can be left unlocked until after Mass.
 - Turn on the lights and light the candles.
3. Check the number of consecrated hosts and Gluten Free (GF) hosts in the pyx in the tabernacle and leave the key in the tabernacle door.
4. Place unconsecrated hosts into the 2 larger ciboria (bowls) and into the smaller ciborium.
 - The number of hosts placed in the ciboria will be determined after seeing how many consecrated hosts are in the ciborium in the tabernacle and the anticipated Mass attendance. It is a bit of a guess but it's better to have a few more hosts than not enough. Also place unconsecrated GF hosts in a small bowl/pyx if there aren't at least 6-8 in the pyx from the tabernacle.
 - Place 1 of the larger hosts in the smaller ciborium
 - **NEVER mix consecrated and unconsecrated hosts.**
5. On the table at the back of the church place the following to be brought up by the Gift Bearers:
 - The smaller ciborium with unconsecrated hosts and 1 large host
 - Filled wine cruet
6. Place the following on the credence table on the pulpit (ambo) side of the sanctuary:
 - The two larger ciboria (bowls) with unconsecrated hosts
 - Two chalices (use the matching pair)
 - Two purificators
 - Two palls and the corporal for use on the altar
 - Water cruet filled with fresh water
 - Lavabo pitcher filled with fresh water

INSTRUCTIONS FOR EUCHARISTIC MINISTERS AT ST. PIUS X PARISH

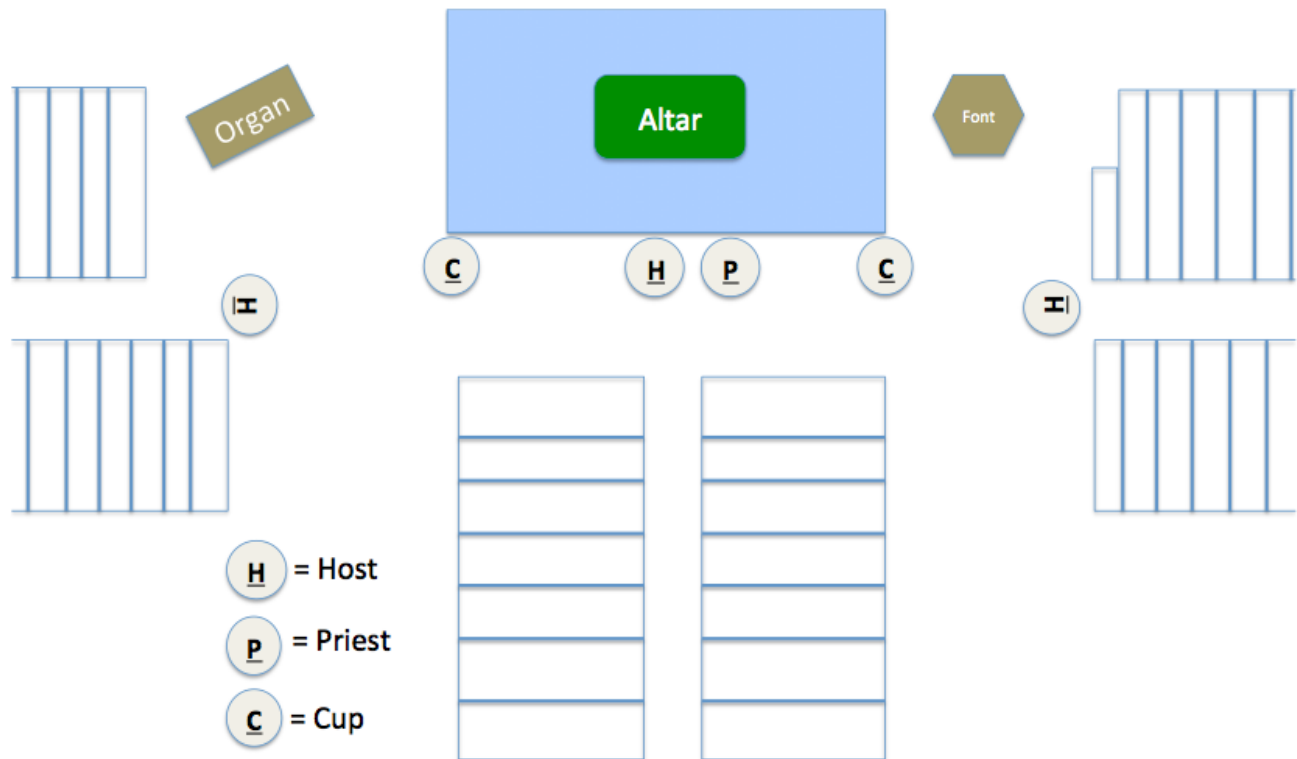
- Lavabo bowl and towel
 - Pyx/small bowl with unconsecrated GF hosts, as needed.
7. EMs should together determine who will serve at which Cup or Host station.
 8. Approximately 5 minutes before Mass begins, go to the back of the Church to participate in the Processional:
 - Process in pairs
 - When each pair gets to front of altar step to the sanctuary, reverence the altar with a bow and return to your seats without waiting
 - **Note:** If you are sitting off the center aisle, return to your seat by the side aisle and “back” of the church
 9. See diagram below:



INSTRUCTIONS FOR EUCHARISTIC MINISTERS AT ST. PIUS X PARISH

During Mass

1. At the Exchange of Peace, the Eucharist Ministers leave their seats and proceed to the left or right side edge of the Sanctuary depending upon their station assignment.
2. EMs may remain standing at the altar.
3. After the Priest and Deacon have received Communion, come up to receive Communion.
4. Please wait until all those in the sanctuary are ready and then proceed together to your communion stations.
5. With the change that we now distribute Communion under both species, please use the following Communion stations:

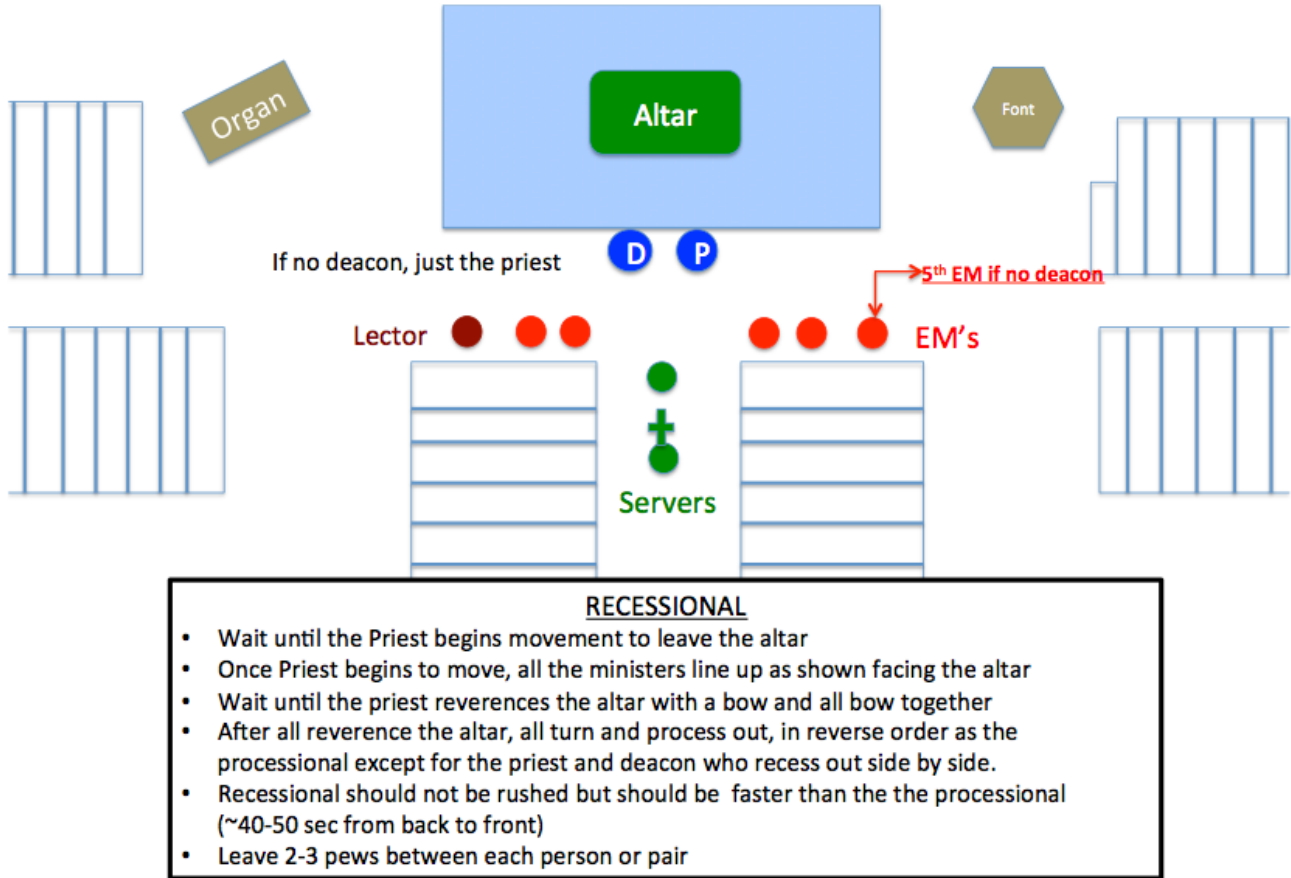


6. If you have not previously distributed the Precious Blood, please see the Priest or Deacon for instructions.
7. After distributing Communion, please return the ciboria and chalice/purificator to the altar and return to your seat.
8. Eucharistic Ministers now also participate in the Recessional:
 - Wait until the Priest begins movement to leave the altar
 - Once Priest begins to move, all the ministers line up as shown below facing the altar
 - Wait until the Priest reverences the altar with a bow and all bow together
 - After all reverence the altar, all turn and process out, in reverse order as the processional except for the Priest and Deacon who recess out side by side.

INSTRUCTIONS FOR EUCHARISTIC MINISTERS AT ST. PIUS X PARISH

- Recessional should not be rushed but should be faster than the processional (~40-50 sec from back to front)
- Leave 2-3 pews between each person or pair

9. See diagram below:



After Mass

1. One Eucharistic Minister should give Communion to the music group if they did not receive during Mass.
2. Rinse the chalices with water and pour that water down the sacrarium in the sacristy. This is a special sink, which drains directly into the ground instead of the sewer system so that any residue of the Blessed Sacrament is treated with proper respect. If the ciboria are washed, that initial rinse water should also be discarded in the *sacrarium*.
3. After this initial rinse, the chalices should be washed in the regular sink with warm soapy water.
4. Place used purificators in plastic bag in closet and towel in separate bag.
5. Empty lavabo bowl and place towel in laundry bag (note separate bag for towel).



INSTRUCTIONS FOR EUCHARISTIC MINISTERS AT ST. PIUS X PARISH

6. Extinguish all candles.
7. Return empty dishes, chalice and tabernacle key to the cupboard.
8. Refill cruets with water and wine and replace in refrigerator.
9. Lock the cupboard (left side only!). Put key back near the medallions.
10. **THANK YOU** for your service to our parish and for ministering our Lord's Body and Blood to His people.

